



EXPO

A medium throw floodlight.



“UNIQUE LIGHTING SOLUTIONS”

ORDERING	
EXPO-(watt)	(watt) = specified Wattage
-MH	250W-400W MH Lamp
-HPS	250W-400W HPS Lamp
-CRI	Color Rendering Index*
-CCT	Correlated Color Temperature*
-CWA	Core and Coil Ballast
-1LP	One (1) Lamp Horizontal
-2LP	Two (2) Lamps , end to end, Horizontal**
-CB	Cast Metal Mounting Bracket
-TF	Cast Metal Tenon Fitter
-CF	Custom Finish*
-XXX	Ballast Voltage*
-AGS	Anti Glare Shield (internal)
-CL	Colored Lens*
-SL1	Spread Lens (6°)
-SL2	Spread Lens (12°)
-SL3	Spread Lens (30°)
-SPG	Special Glass Pattern*
-FLP	Facade Lighting Package
-IBB	Integral Ballast Box (sidecar)
-RBB	Remote Ballast Box

* Consult Factory
 ** Available on RBB units only

EXAMPLE: EXPO-400-MH-90-5000-CWA-120-RBB

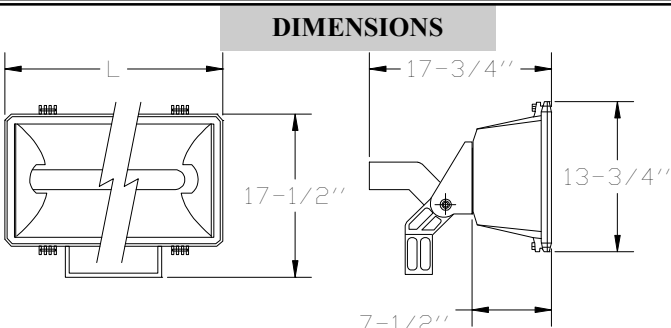
SPECIFICATIONS

Housing– High grade, cast aluminum with cast, hinged lens frame for complete seal against moisture.

Lamps– One (1) 1000W BT37. One (1), two (2) lamp 250W to 400W HID lamps or any combination of two (2) lamp HID. Please contact factory for lamp selections not found on ordering selector.

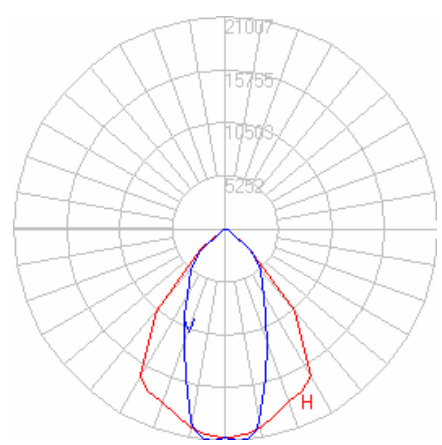
Lens– Clear tempered glass lens. Spread lens of 6°, 12°, or 30° are available. Frosted, patterned, or colored lens are also available.

Reflector– Diffuse hammertone, aluminum, formed reflector.



TYPE	No of LAMPS	'L'
RBB	1	17-3/4"
IBB	1	22"
RBB	2	31"

PHOTOMETRICS



MAX CANDELA = 21007 @ 0H ±4V
 Total Efficiency = 77%
 1 Lamp, 400W, MH shown

Finish– High quality, outdoor, polyester, powder coat.

Electrical– Remote or integral core and coil ballast.

Mounting– A robust formed steel yoke. Provided with degree indicators on the back mounting flanges.

Weight– Approximately; 1P-RBB = 19 lbs (with no options).
 1P-IBB = 38 lbs (with no options).
 2P RBB = 25 lbs (with no options).

Labels– NRTL Listed for wet locations.



EXPO

A medium throw floodlight.



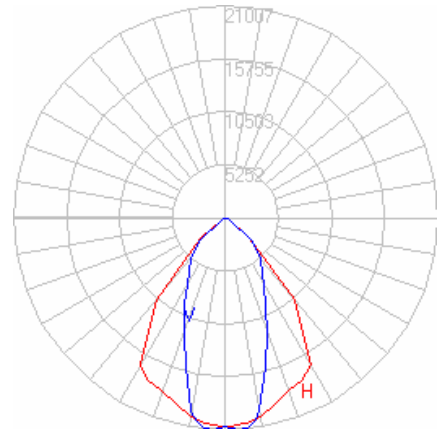
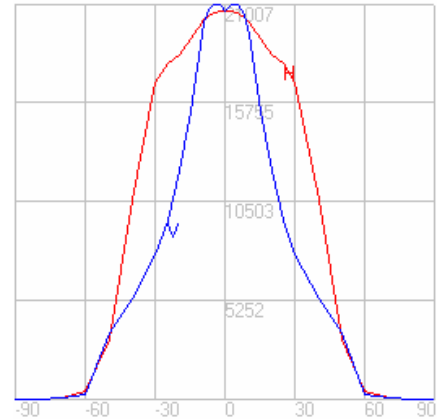
“UNIQUE LIGHTING SOLUTIONS”

FILE INFORMATION

Photometric Filename: 1720030MT400.IES

Descriptive Information (From Photometric File)

IESNA91
 [TEST] FLS0099 CNV
 [MANUFAC] www.faeber.com
 [LUMCAT] 1720030-MT400
 [LUMINAIRE] EXPO/5-10 400W MH-T



CHARACTERISTICS

IES NEMA Type	6 H x 6 V
Maximum Candela	21006.66
Maximum Candela Angle	0 H -4 V
Horizontal Beam Angle (50%)	78.6
Vertical Beam Angle (50%)	46.3
Horizontal Field Angle (10%)	108.8
Vertical Field Angle (10%)	108.7
Total Rated Lamp Lumens	33000
Beam Lumens	14074.37
Beam Efficiency	42.65%
Field Lumens	23586.26
Field Efficiency	71.47%
Spill Lumens	1760.65
Total Lumens	25346.92
Total Efficiency	76.81%

LUMEN MULTIPLIERS

WATT	TYPE	MULT
250	MH	0.63
400	MH	1.00
250	HPS	0.82
400	HPS	1.41

